

# BEB: Business Extension Bureau USPS Rate Chart

## LETTER SIZE MAIL

CATEGORY		MARKETING MAIL			NON PROFIT		
		NON	NDC	SCF	NON	NDC	SCF
CARRIER ROUTE	WALK SEQUENCE	0.213	0.190	0.183	0.132	0.109	0.102
CARRIER ROUTE	HIGH DENSITY+	0.240	0.217	0.210	0.150	0.127	0.120
CARRIER ROUTE	HIGH DENSITY	0.290	0.267	0.260	0.157	0.134	0.127
CARRIER ROUTE	BASIC	0.446	0.423	0.416	0.313	0.290	0.283
AUTOMATED	5-DIGIT	0.305	0.282	0.275	0.158	0.135	0.128
AUTOMATED	AADC	0.339	0.316	0.309	0.192	0.169	0.162
AUTOMATED	MIXED AADC	0.360	0.337	N/A	0.199	0.190	N/A
NON AUTOMATED	AADC	0.346	0.323	0.316	0.219	0.176	0.169
NON AUTOMATED	MIXED AADC	0.366	0.343	N/A	0.213	0.196	N/A
NON AUTOMATED	WALK SEQUENCE	0.265	0.219	0.207	0.173	0.127	0.115
NON AUTOMATED	HIGH DENSITY+	0.288	0.242	0.230	0.194	0.148	0.136
NON AUTOMATED	HIGH DENSITY	0.356	0.310	0.298	0.265	0.219	0.207
NON AUTOMATED	BASIC	0.426	0.358	0.352	0.335	0.267	0.261
NON AUTOMATED	5-DIGIT	0.653	0.584	0.564	0.438	0.369	0.349
NON AUTOMATED	3-DIGIT	0.778	0.709	0.689	0.563	0.494	0.474
NON AUTOMATED	ADC	0.842	0.773	0.753	0.627	0.558	0.538
NON AUTOMATED	MIXED ADC	0.923	0.854	N/A	0.708	0.639	N/A

## FLAT SIZED MAIL

CATEGORY		MARKETING MAIL			NON PROFIT		
		NON	NDC	SCF	NON	NDC	SCF
CARRIER ROUTE	WALK SEQUENCE S	0.265	0.219	0.207	0.173	0.127	0.115
CARRIER ROUTE	EVERY DOOR DIREC	0.266	0.220	0.208	0.174	0.128	0.116
CARRIER ROUTE	HIGH DENSITY+	0.288	0.242	0.230	0.194	0.148	0.136
CARRIER ROUTE	HIGH DENSITY	0.356	0.310	0.298	0.265	0.219	0.207
CARRIER ROUTE	BASIC	0.426	0.358	0.352	0.335	0.267	0.261
AUTOMATED	5-DIGIT	0.572	0.503	0.483	0.357	0.288	0.268
AUTOMATED	3-DIGIT	0.726	0.657	0.637	0.511	0.442	0.422
AUTOMATED	ADC	0.824	0.755	0.735	0.609	0.540	0.520
AUTOMATED	MIXED ADC	0.896	0.827	N/A	0.681	0.612	N/A
NONAUTOMATED	5-DIGIT	0.653	0.584	0.564	0.438	0.369	0.349
NONAUTOMATED	3-DIGIT	0.778	0.709	0.689	0.563	0.494	0.474
NONAUTOMATED	ADC	0.842	0.773	0.753	0.627	0.558	0.538
NONAUTOMATED	MIXED ADC	0.923	0.854	N/A	0.708	0.639	N/A

## FIRST CLASS MAIL

CATEGORY		LETTERS	POSTCARDS
AUTOMATED	5-DIGIT	0.471	0.352
AUTOMATED	AADC	0.507	0.370
AUTOMATED	MIXED AADC	0.531	0.381
NON AUTOMATED	AADC	0.513	
NON AUTOMATED	MIXED AADC	0.546	
NON AUTOMATEDNON MACHI	5-DIGIT	0.593	
NON AUTOMATEDNON MACHI	3-DIGIT	0.702	
NON AUTOMATEDNON MACHI	MIXED AADC	0.825	

SINGLE PC UNDER 1 OZ	
STAMPED LETTER	0.630
POSTCARD SINGLE PC	0.480



Prices effective January 22, 2023

**713-528-5568**  
**BEBTEXAS.COM**

# BEB: Business Extension Bureau USPS Rate Chart

## DIMENSIONS

### LETTERS

DIMENSION	MINIMUM	MAXIMUM
HEIGHT	3.5"	6.125"
LENGTH	5.0"	11.5"
THICKNESS	.007"	.25"
ASPECT RATIO*	1.3	2.5

\*The aspect ratio is the length divided by the height of piece.

### POSTCARDS

DIMENSION	MINIMUM	MAXIMUM
HEIGHT	3.5"	6.0"
LENGTH	5.0"	9.0"
THICKNESS	.007"	.016"

### FOLDED SELF-MAILERS

DIMENSION	MINIMUM	MAXIMUM
HEIGHT	3.5"	6.0"
LENGTH	5.0"	10.5"
THICKNESS	.007"	.25"
ASPECT RATIO*	1.3	2.5

\*The aspect ratio is the length divided by the height of piece.

UP TO 1 OZ: REQUIRES 70# TEXT OR OFFSET PAPER  
 1 OZ+ to 3 OZ: REQUIRES MINIMUM OF 80# PAPER  
 MINIMUM OF 2 TABS, SEALS WITHOUT PERF  
 GLUE MAY BE USED AS AN ALTERNATIVE

### FLATS

#### MINIMUM:

MORE THAN 11.5" LONG **OR**  
 MORE THAN 6 1/8" HIGH **OR**  
 MORE THAN .25" THICK

#### MAXIMUM:

HEIGHT: 12"  
 LENGTH: 15"  
 THICKNESS: .75"

### ANNUAL PERMIT FEES

\$275.00/EA

MARKETING MAIL, NON PROFIT, FIRST-CLASS MAIL & BUSINESS REPLY

### ADDRESS CORRECTION FEES

MANUAL: FIRST-CLASS	0.000/EA
MANUAL: OTHER	0.700/EA
ELECTRONIC: FIRST-CLASS	0.170/EA
ELECTRONIC: OTHER	0.370/EA

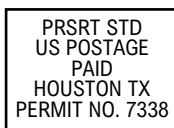
### RETURN ADDRESS REQUIREMENTS

Mailers **MUST** use a return address when:

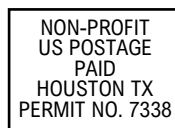
- Paying postage with precanceled stamps
- Using Priority Mail or Package Services
- Mailing with Extra Services
- Mail with Company permit imprint

### PERMIT IMPRINTS/INDICIA

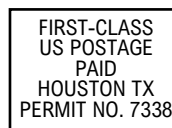
Unless printed directly on an address label, the indicia content must be placed within a clear area no smaller than .5" high and .5" wide, no more than 1.5" below or left from the upper right corner of the mailpiece or of the address area when oriented to read the address, regardless of processing category or postage rate claimed. If printed on an address label (including paper, adhesive, and multilayer sandwich labels), the space allowed for the indicia content must be rectangular, large enough to ensure legibility of that content from a normal reading distance and to separate it from other information on the label, and located in the upper right corner of the label when oriented to read the address.




Marketing Mail Permit



Non-Profit Permit



First-Class Permit



Company Permit

**BUSINESS EXTENSION BUREAU | 4802 Travis Street, Houston, TX 77002 | 713-528-5568**  
**bebtexas.com**

Prices Effective: January 22, 2023

Follow BEBTX on       