

# BEB TEXAS USPS RATE CHART

JULY 14, 2024

## MARKETING MAIL

### LETTER-SIZED MAIL

CATEGORY			MARKETING MAIL			NONPROFIT		
			NONE	NDC RPDC	SCF LPC	NONE	NDC RPDC	SCF LPC
AUTO	CARRIER ROUTE	SATURATION	0.237	0.213	0.210	0.148	0.124	0.121
AUTO	CARRIER ROUTE	HIGH DENSITY PLUS	0.264	0.240	0.237	0.168	0.144	0.141
AUTO	CARRIER ROUTE	HIGH DENSITY	0.338	0.314	0.311	0.171	0.147	0.144
AUTO	CARRIER ROUTE	BASIC	0.610	0.586	0.583	0.443	0.419	0.416
AUTO		5-DIGIT	0.345	0.321	0.318	0.173	0.149	0.146
AUTO		AADC	0.380	0.356	0.353	0.208	0.184	0.181
AUTO		MIXED AADC	0.402	0.378	N/A	0.230	0.206	N/A
NON-AUTO		AADC	0.380	0.356	0.353	0.208	0.184	0.181
NON-AUTO		MIXED AADC	0.408	0.384	N/A	0.236	0.212	N/A
NON-AUTO	CARRIER ROUTE	SATURATION	0.299	0.233	0.229	0.196	0.130	0.126
NON-AUTO	CARRIER ROUTE	HIGH DENSITY PLUS	0.342	0.276	0.272	0.231	0.165	0.161
NON-AUTO	CARRIER ROUTE	HIGH DENSITY	0.419	0.353	0.349	0.336	0.270	0.266
NON-AUTO	CARRIER ROUTE	BASIC	0.502	0.436	0.432	0.419	0.353	0.349
NON-AUTO	NON-MACH	5-DIGIT	0.770	0.704	0.700	0.534	0.468	0.464
NON-AUTO	NON-MACH	3-DIGIT	0.917	0.851	0.847	0.681	0.615	0.611
NON-AUTO	NON-MACH	AADC	0.981	0.915	0.911	0.745	0.679	0.675
NON-AUTO	NON-MACH	MIXED AADC	1.072	1.006	N/A	0.836	0.770	N/A

### FLAT-SIZED MAIL

CATEGORY			MARKETING MAIL			NONPROFIT		
			NONE	NDC RPDC	SCF LPC	NONE	NDC RPDC	SCF LPC
	CARRIER ROUTE	SATURATION	0.299	0.233	0.229	0.196	0.130	0.126
	CARRIER ROUTE	EDDM	0.300	0.234	0.230	0.197	0.131	0.127
	CARRIER ROUTE	HIGH DENSITY PLUS	0.342	0.276	0.272	0.231	0.165	0.161
	CARRIER ROUTE	HIGH DENSITY	0.419	0.353	0.349	0.336	0.270	0.266
	CARRIER ROUTE	BASIC	0.502	0.436	0.432	0.419	0.353	0.349
AUTO		5-DIGIT	0.687	0.621	0.617	0.451	0.385	0.381
AUTO		3-DIGIT	0.864	0.798	0.794	0.628	0.562	0.558
AUTO		ADC	0.971	0.905	0.901	0.735	0.669	0.665
AUTO		MIXED AADC	1.041	0.975	N/A	0.805	0.739	N/A
NON-AUTO		5-DIGIT	0.770	0.704	0.700	0.534	0.468	0.464
NON-AUTO		3-DIGIT	0.917	0.851	0.847	0.681	0.615	0.611
NON-AUTO		ADC	0.981	0.915	0.911	0.745	0.679	0.675
NON-AUTO		MIXED ADC	1.072	1.006	N/A	0.836	0.770	N/A

RPDC: Regional Processing Distribution Center

LPC: Local Processing Center

S&DC: Sorting & Delivery Center



**713-528-5568 | BEBTEXAS.COM**

# FIRST-CLASS MAIL

CATEGORY			LETTERS	POSTCARDS	FLATS
LETTERS/PC: LESS THAN 3.49 OZ (NOT OVER 3.5)					
FLATS: LESS THAN 1 OUNCE					
AUTO		5-DIGIT	0.545	0.384	0.874
AUTO		3-DIGIT			1.132
AUTO		AADC	0.593	0.406	1.212
AUTO		MIXED AADC	0.622	0.419	1.355
	MACHINEABLE	PRESORT		0.435	
NON-AUTO		PRESORT			1.400
NON-AUTO	MACHINEABLE	AADC	0.596		
NON-AUTO	MACHINEABLE	MIXED AADC	0.636		
NON-AUTO	NON-MACHINEABLE	5-DIGIT	0.798		
NON-AUTO	NON-MACHINEABLE	3-DIGIT	0.908		
NON-AUTO	NON-MACHINEABLE	MIXED ADS	1.032		
<b>SINGLE PIECE</b>	<b>NOT OVER 3.5 OUNCE</b>		<b>0.730</b>	0.560	1.500

## LETTERS

DIMENSION	MINIMUM	MAXIMUM
HEIGHT	3.5"	6.125"
LENGTH	5.0"	11.5"
THICKNESS	.007"	.25"
ASPECT RATIO *	1.3	2.5

## POSTCARDS

DIMENSION	MINIMUM	MAXIMUM
HEIGHT	3.5"	6.0"
LENGTH	5.0"	9.0"
THICKNESS	.007"	.016"

## FOLDED SELF-MAILERS

DIMENSION	MINIMUM	MAXIMUM
HEIGHT	3.5"	6.0"
LENGTH	5.0"	10.5"
THICKNESS	.007"	.25"
ASPECT RATIO *	1.3	2.5

- UP TO 1 OZ: REQUIRES 70# TEXT OR OFFSET PAPER
- 1 OZ+ to 3 OZ: REQUIRES MINIMUM OF 80# PAPER
- MINIMUM OF 2 TABS, SEALS WITHOUT PERF
- GLUE MAY BE USED AS AN ALTERNATIVE

\*The aspect ratio is the length divided by the height of piece.

## FLATS

### MINIMUM:

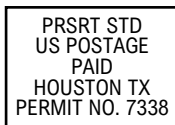
- MORE THAN 11.5" LONG **OR**
- MORE THAN 6 1/8" HIGH **OR**
- MORE THAN .25" THICK

### MAXIMUM:

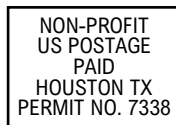
- HEIGHT: 12"
- LENGTH: 15"
- THICKNESS: .75"

## PERMIT IMPRINTS/INDICIA

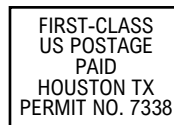
Unless printed directly on an address label, the indicia content must be placed within a clear area no smaller than .5" high and .5" wide, no more than 1.5" below or left from the upper right corner of the mailpiece or of the address area when oriented to read the address, regardless of processing category or postage rate claimed. If printed on an address label (including paper, adhesive, and multilayer sandwich labels), the space allowed for the indicia content must be rectangular, large enough to ensure legibility of that content from a normal reading distance and to separate it from other information on the label, and located in the upper right corner of the label when oriented to read the address.




Marketing Mail Permit



Non-Profit Permit



First-Class Permit



Company Permit

**BUSINESS EXTENSION BUREAU/713-528-5568**

**bebtexas.com**